

# DISCOVER ANEW:

WHAT  
GOD  
CALLS  
US TO  
DO!

A MISSIONAL  
EDUCATION SERIES  
FOR CONGREGATIONAL STUDY

*... follow Jesus  
down the Emmaus Road,  
across the street  
and around the world...*



Copyright © 2001 by Mennonite Church Canada, Christian Witness,  
600 Shaftesbury Blvd., Winnipeg, Manitoba, R3P 0M4, (204) 888-6781,  
[www.mennonitechurch.ca](http://www.mennonitechurch.ca)

Writer: Ingrid Loepp Thiessen

Resource Development: Dale Bauman, Ilene Bergen, Anne Champion, Jim Loepp Thiessen, David Nisbett, Eleanor Snyder, Paula Snyder, Jeff Steckley

Editors: Dan Dyck, Lynette Wiebe

Cover Photo, Design, Layout and Art: Lynette Wiebe

Cost: \$10

(Free to member congregations of Mennonite Church Canada. Mennonite Church Canada congregations are encouraged to copy this resource for educational and small group study use.)

Third-party users (beyond Mennonite Church Canada) should contact Mennonite Church Canada Resource Centre, 600 Shaftesbury Blvd. Winnipeg Manitoba, R3P 0M4, Phone 204-888-6781, Fax 204-831-5675, Email [resources@mennonitechurch.ca](mailto:resources@mennonitechurch.ca) to inquire about permission to use and reproduce this material.

# CONTENTS

INTRODUCTORY COMMENTS .....	4
GETTING STARTED .....	5
SESSION 1	
DISCOVER ANEW: WHAT GOD HAS DONE .....	7
SESSION 2	
DISCOVER ANEW: GOD'S DESIRE .....	10
SESSION 3	
DISCOVER ANEW: GOD'S GIFT OF COMMUNITY .....	13
SESSION 4	
DISCOVER ANEW: THE MANY FACES OF WITNESS .....	15
SESSION 5	
DISCOVER ANEW: GOD IN WORSHIP .....	18
SESSION 6	
DISCOVER ANEW: WHAT GOD CALLS US TO DO .....	21
RESOURCE MATERIALS .....	24

# INTRODUCTORY COMMENTS

On July 14, 2001, Mennonite Church Canada delegates enthusiastically endorsed a “missional” vision for the church of the future.

A missional church is one that understands all of its endeavors in light of God’s purposes in the world. The attempt to align all our church’s activities with the activity of God is basic to this understanding of the purpose of the church. The church is a body *sent* into the world for the purposes of God.

The shift from understanding “mission” as one of the things that the church *does*, to being “missional” in *all* plans and activities of the church is an important shift. For some this will be easier than for others. Mennonite Church Canada is committed to providing dynamic, creative, and fun resources to help the entire church, from children’s Sunday school to adult worship, engage in processes that will help us focus again on the primal purpose of the church in the world.

The material presented here, written by Ingrid Loepp Thiessen, is one of these resources. It is good material. Its content and focus lead participants to understand God’s purposes for the church and to motivate all in the church to take up the challenges that these purposes point to. The detailed suggestions of classroom and small group process make this material come alive and it jumps right off the page. It is designed to be fun: it is interactive; it is thoroughly biblical; it is intergenerational; and it is profound. The simplicity of the language and focus does not take away from the integrity of the scholarship behind this material. And when you’re done, you will have a “missional” roadmap you can use to periodically check whether you are still on route.

We encourage all congregations to use this material widely. It will energize you. It will challenge your congregation to become more missional than it already is. It will provide your congregation with practical handles for engagement and involvement. Then you will be ready for the creative initiatives in mission that your participants will suggest. And finally, tell us the stories of your activities so that your experience can encourage others on their “road to Emmaus.”

Robert J. Suderman  
Executive Secretary, Christian Witness  
Mennonite Church Canada  
September, 2001



# GETTING STARTED

## FORMAT:

These sessions are designed for use by youth and adults. For optimum participation, and to create a less formal atmosphere, participants should gather around tables in groups of 6-12 (rather than a more typical classroom setting). People are invited to bring their beverages etc. to the gathering. To make these sessions available to youth, it may be very important to have one of the table groupings led by a youth, for youth participants. An option is also to have a table grouping just for young adults, with a young adult guide.

There are six lessons in the series. Each one can take one to two hours, or even more, depending on the group and the discretion of the leader.

## THE STORY:

At the heart of this series is the story of the two friends on the road to Emmaus (Luke 24:13-53), their encounter with Jesus, and all that flows from it. Throughout the sessions we will look at different aspects of this story. We will also briefly follow the story into the book of Acts, and explore the early Christian community.

---

## WHAT YOU'LL NEED:

### LEADER

The Leader is the facilitator and teacher. This person is responsible for studying and preparing the lessons. Suggested texts for the leader are often marked in the content. During the sessions it will be the leader's task to prepare participants for the smaller group discussion which will take place at tables under the guidance of the "table guide".

The Leader's role is very important. The leader will keep the momentum, discern when to move on, create a positive learning and discovering environment, and be fully familiar with the curriculum. The leader helps make participants feel comfortable. It is important to remind people that we want to hear from everyone and that people can always choose not to speak.

It is also the leader's task to find readers for the Scripture texts, to connect regularly with the table guides, and the designated "pray-ers", to make sure the banner is prepared, all necessary photocopying done, and all materials gathered.

### TABLE GUIDE

Guides should be chosen according to their ability to be welcoming and their ability to guide a discussion. Note that it is suggested that one of the guides be a youth, one a young adult and the others a representative sampling from the congregation. Throughout the lessons the leader will turn the discussion back to the table groupings. This is always when the Table Guide takes over. Table Guides are encouraged to prepare their tables so they look homey

and inviting (ie. candles, centerpieces etc.). These persons should be consistent from week to week.

### PRAY-ER

A Pray-er is matched with each Table Guide. At times they will be asked to close the class in prayer. They are also involved in an extended prayer time in the session on the "Faces of Witness" (Session 4, page 15). A key task of theirs is to pray for the sessions and participants. These persons should be consistent from week to week.

### LISTENER

Listeners listen, throughout the sessions, for what common threads are in the discussion, what ideas reoccur, extract the burning questions, identify possible directions, etc. Listeners inform discussion arising out of the final session, when the church is encouraged to take some concrete steps toward being more missional.

### FOLLOW-UP TEAM

Before you begin these sessions, decide how you will follow up on any ideas that arise from the sessions. The sessions are meant to explore how we can become a more "missional" people in today's culture, fully in tune with what God wants for the world. It will be important that persons on the Follow-up Team attend the sessions as well. All or some of the Table Guides, Pray-ers, Listeners, or the Leader may be persons to include in the follow-up team.

## COMMENTATORS

(for the Scripture presentation)

Included in the Resource section of the material is the Emmaus Road story, prepared for presentation during the six sessions. It is intended for several readers and a narrator. In some cases Commentators will sit off to the side and interrupt the story to provide needed information. The Commentators should be selected for their ability to be spontaneous, read clearly, and act the role of a sports commentator or newsroom anchor. These persons should be the same from week to week. The other participants can change from week to week. It can be useful to use very simple props. The commentators could wear baseball caps or mock head sets; others could wear simple, Bible-time head coverings, or you may want to set the Emmaus Road story in a contemporary setting—perhaps hiking with backpacks, on bicycles or scooters, etc. The narrator should be identified with a hat of some sort, perhaps with the word “Narrator” across the front.

## BANNER

The banner is a key visual aid in this series. It will be used to record participant responses over the course of the six weeks. It will be helpful as a tool for reviewing what has happened. Something new will be added to the banner each week, and reference will be made to it frequently. The banner is simple to make. Take a large sheet of paper (approx. 1 x 2.5 metres—local newspaper printers sometimes offer roll ends inexpensively), and write the words “Discover Anew....” in large bold print across the top. Each week a new “Discovery” is added under the headings which follow. Write the session heading on a piece of construction paper, a different colour for each week. These heading sheets should colour-match the small sheets of paper on the tables each week. You may choose to have all the session headings on the banner from the start or add them week by week.

Example: Session 1. Our eyes were opened....

*See Resource Materials: pages 25, 26, 29, 31, 33, 34*

## SYMBOL

A symbol (these are available for copying in *Resource Materials*) is connected with each session:

Session 1: Open eyes

Session 2: Heart

Session 3: Outstretched arms (or clasping hands)

Session 4: A Face

Session 5: An ear

Session 6: A jacket/coat that symbolizes being clothed with power

These symbols can be photocopied onto the response papers needed for each week. They can also be enlarged and included on the “Discover Anew” banner heading sheets.

## SONG

The song “Open our eyes” by Bob Cull is suggested at various points. Below are some additional phrases that could be used. (Check with Maranatha for permission to make up additional verses. Note that if the congregation is a CCLI License holder they already have permission to use this song in overhead form and possibly also photocopies.)

“Open our eyes”

By Bob Cull

Maranatha Music

3319 West End Ave.

Nashville TN 37203 USA

Additional phrases for the song “Open our eyes”

Session 2: Burn in our hearts Lord...

Session 3: Open our arms (or hands) Lord...

Session 4: Open our lips Lord...  
Open our hands Lord...

Session 5: Open our ears Lord...  
Open our hands Lord...

Session 6: Send us your Spirit...

## LESSON PLAN

Each lesson follows a plan:

1) **Getting started:** Here we will usually engage in a lighter activity that introduces the topic. This activity is meant to be short (about 5 minutes).

2) **Engage in and discover the text:** In this section we will hear the scripture presentation and begin a brief study.

3) **Respond:** This is where we make links between the Jesus story of the Bible and the Jesus story of today. We will be given time to consider our part in the story.

4) **Closing:** The sessions usually end in summary and prayer; special kinds of closings are planned for some sessions.

Efforts have been made to present the material in compelling ways, leaving a great deal of time to “Discover Anew,” both individually and corporately. Gathering participants around tables will enhance discussion in a way that sitting in an auditorium or in rows in a classroom cannot.



# DISCOVER ANEW: WHAT GOD HAS DONE!

## PURPOSE:

We want to begin by remembering what God has already done in the world.

This will help us focus on being a missional church, where everything we do as a church and as individuals springs from our desire to be centred on God's purpose.

## MEANS:

To explore how our eyes have been opened to God's activity in history and around us today.

## SCRIPTURE:

Luke 24:13-31

## SYMBOL:

Open eyes

## GETTING STARTED IN THE SERIES:

Leader's introduction:

Today I invite you on a journey of discovery—to discover where God has already been active in our lives, where God is presently acting, and where God is longing to take us. The journey is about you and me and how we can centre our lives on this God of action and intervention and creativity. Along the way we will ask ourselves, over and over and in a variety of ways, whether we are in tune with God's mission in the world. Our journey will take six weeks. At the end we will take all that we have discovered in our wanderings and ask, "Where do we go from here?" A Follow-up Team is already in place and will be actively involved and discovering with us. (Leader may want to introduce the Follow-up Team.) As we begin, I invite you to take on a spirit of adventure. Let's be ready and open for discovery and growth.

## GETTING STARTED:

On each table, have some object that is not immediately obvious (the picture of the young woman and the old woman—*Resource Materials, page 24*). Or you may wish to use a "Magic Eye" illustration (sometimes available in newspaper comics). Or some very tiny print that requires a magnifying glass. Invite people to examine the specimen for a minute and then describe what they see.

Leader: Sometimes things come to us that we do not understand or cannot see right away. We try, but it is as if our eyes are closed. And then suddenly there is some kind of intervention and we can see again. (Leader wonders in awe.) In our life with Christ, what is it that opens our eyes and helps us to see new things or discover anew?!

## ENGAGE IN AND DISCOVER THE TEXT:

Text presentation: Requires 4 readers

The text (Luke 24:13-31) is prepared in dramatized form below, using the NRSV. Two commentators interrupt the "drama" with observations about how the two Emmaus friends move from closed eyes to open eyes.

Two disciples should be equipped with glasses that have cardboard taped over the lenses, perhaps a small hole could be cut in the middle so that they can still see. Glasses with card board "blindings" attached to the side would also be suitable. (Flip-down sun glasses would also work.) The two disciples put these glasses on when the narrator reads "but their eyes were kept from recognizing him" and they are removed at the end when the narrator reads "then their eyes were opened".

## The Walk to Emmaus (Session 1)

**Leader:** Our journey begins on the day of resurrection. Jesus has risen from the dead, he has apparently been seen and two of his friends are discussing this. They are in deep grief and are confused about this strange story that their friend, Jesus, has risen from the dead.



**Narrator:** Now on that same day two of them were going to a village called Emmaus, about seven miles from Jerusalem, and talking with each other about all these things that had happened. While they were talking and discussing, Jesus himself came near and went with them, but their eyes were kept from recognizing him. (*The two disciples now put on their blinders.*)

**Commentator 1:** Now look at this—he's right with them, that's Jesus walking with them, and they don't see it.

**Commentator 2:** But the question is: Were they expecting to meet him on the road? I'm not sure I would have recognized him either. But you're right; they just don't see it.

**Narrator:** And Jesus said to them,

**Jesus:** "What are you discussing with each other while you walk along?"

**Narrator:** They stood still, looking sad.

**Commentator 1:** He's clearly overcome with grief; he's looking right at Jesus, and he can't see him.

**Narrator:** Then one of them, whose name was Cleopas, answered him,

**Cleopas:** "Are you the only stranger in Jerusalem who does not know the things that have taken place there in these days?"

**Jesus:** "What things?"

The other disciple: "The things about Jesus of Nazareth, who was a prophet mighty in deed and word before God and all the people, and how our chief priests and leaders handed him over to be condemned to death and crucified him.

**Cleopas:** But we had hoped that he was the one to redeem Israel. Yes, and besides all this, it is now the third day since these things took place.

**The other disciple:** Moreover, some women of our group astounded us. They were at the tomb early this morning, and when they did not find his body there, they came back and told us that they had indeed seen a vision of angels who said that he was alive. Some of those who were with us went to the tomb and found it just as the women had said; but they did not see him."

**Jesus:** "Oh, how foolish you are, and how slow of heart to believe all that the prophets have declared! Was it not necessary that the Messiah should suffer these things and then enter into his glory?"

**Narrator:** Then, beginning with Moses and all the prophets, he interpreted to them the things about himself in all the scriptures.

**Commentator 1:** I'm not sure they're really getting it...?

**Commentator 2:** Not yet, but if you look at their eyes, you can see they are listening closely.

**Narrator:** As they came near the village to which they were going, he walked ahead as if he were going on. But they urged him strongly, saying,

**Cleopas:** "Stay with us, because it is almost evening and the day is now nearly over."

**Narrator:** So he went in to stay with them. When he was at the table with them, he took bread, blessed and broke it, and gave it to them. Then their eyes were opened, and they recognized him; and he vanished from their sight. (*Disciples remove blinders*)

**Commentator 2:** They got it, they got it, did you see that?!

**Commentator 1:** Well there you have it folks... he walked with them, he talked with them, he taught them the stories, finally he ate with them and they got it. Their eyes were opened. Amazing!



**RESPOND:**

Leader:

In the story, the disciples move from closed to open eyes. In the movement from closed eyes to open eyes, Jesus has walked with them, taught them from the Scriptures, had fellowship with them and finally, in the breaking of the bread, they know Jesus. They didn't get it right away, but over time they came to recognize Jesus. With even more time they came to a fuller understanding of his message and the meaning of his life, death and resurrection. They were always being stretched, over and over again, their eyes were being opened to understand and experience new things about God.

**A) QUESTIONS**

1. Looking back, when/how have your eyes been opened to see Jesus walking with you?
2. Looking back, when/how have your eyes as a congregation been opened to see Jesus walking with you as a congregation?

(Table Guides: if your group struggles to know how to answer these questions, you can suggest that they spend some time in quiet reflection, looking at pivotal life events like baptism, service projects, moves, marriage, birth of children, death, common church service projects, youth group events, small group experiences, etc.)

**B) RECORDING**

On the tables are half sheets of coloured paper (the colour matches the colour on the banner for "Our eyes were opened"). See *Resource Materials, page 25*.

Invite each person in the group to use the paper to list one way or one time that their eyes were opened to see Jesus.

**C) SHARING**

Have the table groups share with the whole group some key events that were listed particularly as they relate to the whole congregation. Table Guides can facilitate the reporting.

**CLOSING:**

Invite people to come forward to place sheets of paper on the banner. Leader: Point out that this banner will be a roadmap of God's activity in our congregation over the course of the journey. New things will be on each leg of the trip, and when this journey is over, the banner will be like a memory album of the experience.

Sing "Open our eyes Lord we want to see Jesus" or "Open my eyes that I may see" HWB 517 or "Guide my feet" HWB 546 adding "Help me see" as a final verse.

AND/OR

Prayer from each table concludes with a prayer for their group, noting some of the concerns/issues that may have come up, praying also for open eyes.



... IF YOU LOOK AT THEIR EYES, YOU CAN SEE  
THEY ARE LISTENING CLOSELY.

**OPEN OUR EYES LORD**



# DISCOVER ANEW: GOD'S DESIRE

## PURPOSE:

To discover anew God's desire for us.

## MEANS:

By studying a variety of Scripture texts, we will explore God's mission/intention/desire for us as a congregation within Mennonite Church Canada

## SCRIPTURE:

Luke 24 and selected texts.

## SYMBOL:

Heart

## ADDITIONAL RESOURCE:

Vision, healing & hope statement: (See page 27)

## EARLY PREPARATION:

List the suggested scripture texts on a piece of poster board. Have puzzle activity—use the “Vision: Healing and Hope” statement cut up as a puzzle (see page 28), or supply play dough, popsicle sticks, a road map, or other craft-making materials.

## FOCUS/GETTING STARTED:

Invite people to simply engage in the activity at their table. Half the tables should have clear instructions—a plan or blueprint—and know what their puzzle or project should look like when it's finished. The other half have no instructions, and are working without a sense of direction. They may have a piece of the puzzle, but no picture to guide them, or a road map, but they don't know what to look for. Very few or very vague instructions are given to this group; they are simply asked to begin assembling their project.

Leader: Allow this opening activity to show how it is much easier to work and to do something if you know where you're headed, what is desired, and what the end result is supposed to be. This illustrates our need to know

what God desires of us. We need to know where God wants us to go and be and what God wants for us. One way we discover this is through studying the Bible. Leaders may make some general comments about seeking to understand what God desires, and then letting that shape our personal life and our life as a congregation. If we are not tuned into what God wants of us, we travel in circles before we move ahead – much like working on a project if you have no clue what it's supposed to look like.

## ENGAGE/DISCOVER THE TEXT:

1. Scripture presentation; Luke 24:27- 33a

Leader: We come back to the story of the two disciples meeting Jesus on the road to Emmaus. They have been walking together for a while now. Christ has heard all they have to tell about the events surrounding the death of their friend Jesus and how people had reported him to be alive again. For the two disciples, the one walking with them this whole time is a stranger.

## The Walk to Emmaus (Session 2)



**Narrator:** Then beginning with Moses and all the prophets, [Jesus] interpreted to them the things about himself in all the scriptures.

**Commentator 1:** Watch this—he’s telling them the whole story.

**Commentator 2:** But these guys have heard this all before—don’t they get it yet?

**Commentator 1:** I know, but notice how intently they are listening now. Watch their faces...

**Commentator 2:** See how they’re looking at each other—they do seem to be intercepting the message.

**Commentator 1:** Slowly!

**Narrator:** As they came near the village to which they were going, he walked ahead as if he were going on. But they urged him strongly, saying,

**Disciple 1:** “Stay with us because it is almost evening and the day is now nearly over.”

**Commentator 1:** Apparently they like this guy...

**Commentator 2:** There is something engaging about him.

**Narrator:** So he went in to stay with them. When he was at the table with them, he took bread, blessed and broke it, and gave it to them.

**Commentator 1:** (*excitedly*) They’re gonna get it, come on they have to get it. (*Looking at 2*) Say, they’re going to get it!

**Commentator 2:** They’re going to get it!

**Narrator:** Then their eyes were opened, and they recognized him; and he vanished from their sight.

**Commentators 1 & 2:** (*sigh in relief*)

**Narrator:** [The disciples] said to each other

**Disciple 1:** “Were not our hearts burning within us while he was talking to us on the road,

**Disciple 2:** while he was opening the scriptures to us?”

**Commentator 1:** I knew it, I just knew it! Those two kept lookin’ at each other, as if to say “do you know this guy?”

**Commentator 2:** But they were getting it all along, as if a fog slowly lifted off their eyes.

**Narrator:** That same hour they got up and returned to Jerusalem.

**Commentator 2:** They’re nuts, they can’t travel after dark. It’s just not safe.

**Commentator 1:** I don’t think they really care—look at them, they’re totally on fire! They said their hearts were burning within them, and now they look like they’re burning to tell someone all they’ve seen.

---

### LEADER:

Knowing God’s desires and mission as recorded for us in the Scriptures, transforms our lives. The two Emmaus road friends say, “were not our hearts burning within us, while he talked to us on the road, while he opened the Scriptures to us.” (24:32) For them the Scriptures set their hearts on fire. Knowing God’s desire and

understanding God’s words in Scripture got their heart-rate up and got them excited! In this leg of our journey we want to look at a variety of Scripture texts that reveal God’s mission for us and discover how they set our hearts on fire.

Post the texts (right) on poster board.

Assign one text to each grouping.

In the list are additional notes for the leader's benefit.

Remind participants that this list is only a starting point and is not at all meant to be exhaustive. In fact, people will be given a chance to add more texts.

Once the texts have been assigned, ask participants to explore the texts with questions one and two in mind.

1. What does this story tell us that God desires for us?
2. What does the text ask or require of us?

3. According to the texts they have been given, have the groups complete the statement "God's mission (or desire) is to..." writing their brief answers on a half sheet of paper (copy from *Resource Materials*, page 26). These statements are added to the banner.

4. When all the responses are on the banner, have the entire group (in unison, as individuals, or?) read out all the things that are a part of God's mission/desire for us.

### RESPOND:

Leader: For the disciples, their hearts burned within them as Jesus interpreted the scriptures to them. With their hearts on fire because of the scriptures and with their eyes newly open to the presence of Jesus with them, they were being prepared to be witnesses.

As you look at the texts listed and the listing of God's desires, ask yourself, "What sets my heart on fire within these texts?" Some of you may be thinking of another text that has been important in your life and which has set your heart on fire for witness. In the silence now reflect on that text, asking "What sets my heart on fire within this text?"

### DISCUSSION:

Leader: Share with your table mates the text or the desire that set your heart on fire and why.

Ask: How are these texts already a part of my life and witness?

### RESPOND (ALTERNATIVE):

Take your congregation's mission/vision statement.

Ask: How does this compare with the statements on the banner?

Ask: Through this statement, how are we helping to bring about God's desire for the world? List specific tasks.

Ask: As I consider my personal mission in life, does it line up with God's desire for me and others?

(Note: If your congregation has never prepared a vision or mission statement, ask yourselves why not? Is there interest in creating one? Consider the benefits of creating a blueprint for your congregational life in the form of a mission statement. Would this alter how you go about your church and community life?)

## Texts

**Genesis 12:1-3** Sarah/Abraham: In this text we see how God desires a people.

**Luke 4:18-19** Jubilee text: In this text we see how God desires to set things right in a broken and sinful world.

**Luke 8:43ff** (woman with the hemorrhage): In this text we see one way God desires to redeem and heal the world.

**John 3:16** In this text we see how God loves the world and wants to redeem the world for everlasting life.

**Ephesians 2:13-22** In this text we see how God desires reconciliation.

**John 10:7-10** In this text we see how God wants to give us abundant and full life.

**II Corinthians 5:18-6:1** (ambassadors of reconciliation): In this text we see how God desires to be reconciled to us and bring about restoration.

### CLOSING:

Leader: We want to be a people who follow God's job description for us. We want to be doing what God wants, following through on God's mission and desires. In 1995, the larger Mennonite church body endorsed a statement called "Vision, healing and hope." Many people have memorized this statement, and it may be something that you want to commit yourself to as well. It's a mission statement for the whole church urging us to get on board with God's desires. On your table is a copy for each of you to take home. Please read it with me as an affirmation of our faith.

Read the "Vision: Healing and Hope" statement as a class. Actions for the statement were created by folks at Assembly Mennonite in Goshen and are included in *Resource Materials*, page 32-33 (taken from "Living the Vision" curriculum published by Faith and Life, 1996).

Leader Prays:

God, you desire so much for us. We want our lives to be about those desires. We don't want to build without a blueprint; we don't want to play games without any rules; we don't want to be a church without your guidance. God, help us in this week to be a people of vision, deeply in touch with all that you desire for each of us and the world. AMEN



... HE TOOK BREAD, BLESSED AND BROKE IT,  
AND GAVE IT TO THEM.

**BURN IN OUR HEARTS LORD**



## DISCOVER ANEW: GOD'S GIFT OF COMMUNITY

### PURPOSE:

To discover anew the potential of Christian community for our missional activity.

### MEANS:

- 1) To unveil the distinct qualities of that community by immersing ourselves in the Acts text.
- 2) Through asking how that model of community can be a gift to the community around us.

### SCRIPTURE:

Luke 24 and Acts 1-2

### SYMBOL:

Reaching out arms or hands

### EARLY PREPARATION:

Become very familiar with the opening and closing community activity. It is a very important picture of community. Be sure to have your jokes, candy and rope ready.

### FOCUS/GETTING STARTED:

Leader needs to give participants instructions for this event; do not tell them what you are trying to accomplish or how you want it to turn out, simply begin. Divide your entire group in half, counting off, so that couples/friends will be separated. Take one half of the circle and invite them to make a tight, shoulder to shoulder circle. At different points in the circle start passing around the inside of the circle: a) a bowl of particularly delicious candy b) a good joke, whispered from person to person and finally c) a rope/cord that people take a hold of as it comes past them. These can all be travelling around at the same time.

The other half of the group will be standing around, without instructions. Some may try to see into the circle, some may try to get into the circle, some will wonder what they're supposed to be doing, some may complain, some may not care at all. After a minute or two, ask the tight circle to look around them. The Leader then notes that in the church we enjoy a special kind of kinship and friendship that comes from our common faith in Jesus Christ. This bond is strong and needs to be strong—but it can also be exclusive. God's desire is that all people can find a home in God and in the faith community that is God's.

Leader now asks each of the circle participants, one at a time, to invite a person in, for example saying, "Christine,

here is a place for you. Come and be part of the circle." Each person on the outside of the circle, should be called by name, given a place to enter the circle, given some rope to hold onto and have an opportunity to hear the joke. Pass the candy around a second time. Note: People will have to shuffle to make room for all the newcomers throughout this process. This is symbolic of what the church needs to do, all the time, to include new persons.

### PRAYER:

Leader can pray as the group is still assembled in a circle. Invite God to help us know how to be communities of healing and hope.

### ENGAGE/DISCOVER THE TEXT:

Leader: In this leg of our trip we're going in circles—looking again and again at the story of the two friends on their way to Emmaus. This story and those that follow are full of references to the community. Listen to these hints:

- The two friends show hospitality and invite Jesus to stay with them.
- They share a meal.
- When their eyes are opened, they hurry back to Jerusalem (in the middle of the night) to tell their community what has happened.

- And, indeed, the community of disciples and women is together.

- Jesus dines with them again, and then tells them to stay together until they are ready for the next part of their faith journey.

- Luke ends by telling us that the group was continually in the temple blessing God.

The story of Luke continues in the book of Acts. Here we again meet the community of disciples and followers, who have stayed together. In Acts 1:15 we read there is a group of 120 persons. They seem to gather often. In chapter 2, verse 1 we read again that they were “all in one place.” Then the spirit comes upon them and that day about 3000 persons were added to the community (2:41). This new group of believers then “devoted themselves to the apostles’ teaching and fellowship, to the breaking of bread and the prayers.” Acts chapter 2 ends with a magnificent description of this new body of believers.

Leader: We want to involve ourselves in that community. We’re going to do that by trying to imagine that we are in the story, we were there. This is what we will do:

**Step 1:** Listen to the story of this community. Read Acts 2:41- 47

**Step 2:** Everyone forms into groups of 6 persons (try your best to have no more than six per group). Each group is given a set of cards, each person takes one card. (See cards, *Resource Materials, page 30*). Note the description of your character.

- #1 You are a teenager and a part of the community
- #2 You are one of the teaching disciples
- #3 You are a newly converted and baptized believer
- #4 You are a bystander/observer
- #5 You are someone in need and you have been helped by the community
- #6 You are a seeker with no church background.

**Step 3:** Imagine yourself into the story. You were there! Think about the setting. You are in the story, as a first century person. Take a moment to reflect as you get into the setting; notice smells, sounds, people. What do you see? Feel? Think? In a moment the story will be reread.

**Step 4:** Read the text slowly again.

**Step 5:** Staying in character, start talking with each other. What do you observe? What would you like to ask or say? You will be involved in three different conversations. Partner up according to the groupings below. You will have two minutes per grouping.

(The Leader can write the directions on a large sheet for all to see, sounding a wind-chime or drum to signal people to regroup.)

Conversation 1:

character 1 with 3, 2 with 6, 4 with 5

Conversation 2:

character 1 with 4, 2 with 5, 3 with 6

**Step 6:** Come back to the present (invite people to spontaneously call out their answers, popcorn style).

How has this community felt to you?

Did you get any new ideas about this community?

Other comments?

**RESPOND:**

Leader: The New Testament communities caused a stir; people noticed them. They were clearly different than the communities that surrounded them. As you think about your church, what gifts of community does it have? How can you share these with the world around you? Write a response on the paper with the arms reaching out symbol (*Resource Materials, page 29*).

**CLOSING:**

Ask all participants to come forward and attach their paper to the banner and then move into a large circle.

Leader invites everyone to hold hands. Then the Leader walks around the inside of the circle, breaking hands at about every 7-8<sup>th</sup> person.

Leader says: “These gaps represent a place for all the people who will someday come and be a part of our community: our friends from school, our co-workers, our relatives, our neighbours, the kids down the street. There is room for everyone in God’s household.

Some of these gaps may also represent our conflicts and broken relationships. God’s healing and hope can come to these relationships too.


As we stand in this symbolic circle, we celebrate the goodness of community by God’s design and we confess its imperfections.”

**PRAYER**



... ALL WHO BELIEVED WERE TOGETHER.  
(ACTS 2:44)

OPEN OUR ARMS LORD



## DISCOVER ANEW: THE MANY FACES OF WITNESS

**PURPOSE:**

1. To explore how we have received God's mission, or Christ's face.
2. To discern where we can begin to be the face of Christ for others.

**MEANS:**

We will look at the story of Jesus and the disciples and our own story for inspiration to be the witness or face of Christ in the world.

**SCRIPTURES:**

Luke 24, and various stories from the Gospel of Luke

**SYMBOL:**

A face

**EARLY PREPARATION:**

Leader be sure to alert the Pray-er for each table grouping to the closing prayer in today's session. Make sure they have a clear sense of how the prayer is to be done, and make sure they have mirrors available.

**GETTING STARTED:**

Leader prepares a wall display of various images of Christ: ie. faces from story books, pictures, cards, a crucifix, etc. all to depict the many different faces of Christ, from anger to care, sorrow to laughter, teacher to shepherd, etc.

On the wall behind the leader is a poster or several pictures of Christ. See *Resource Materials, page 32*. Invite the groups to spend some time reflecting on these faces.

Leader: What do you see in the face of Christ?

Leader: The face of Jesus Christ made an appearance in every situation of the world. As the pictures suggest, sometimes the face was angry, sometimes joyful, sad, happy, weary, energized, caring, disgusted. The face of Christ changed depending on the situation. Hold these faces in your mind. These are the faces of Jesus, who longs to see our faces as well. Hold these faces in your mind, because these are the faces the world around us needs to see. Hold these faces in your mind, because God invites us to become the face of Christ in the world. We are to become the face of Jesus for people around us.



## ENGAGE THE TEXT:

Luke 24:44-49

Leader: We return to the Emmaus Road today. The two disciples have rushed back to Jerusalem to tell the others that they have seen Jesus. Imagine the expressions on their faces. While they are all together, Jesus himself stands among them. Can you see the look on their faces now? They have just had breakfast together.

## Return to the Emmaus Road (Session 4)



**Narrator:** Then he said to them:

**Jesus:** “These are my words that I spoke to you while I was still with you—that everything written about me in the law of Moses, the prophets, and the psalms must be fulfilled.”

**Narrator:** Then he opened their minds to understand the scriptures, and he said to them,

**Jesus:** “Thus it is written, that the Messiah is to suffer and to rise from the dead on the third day, and that repentance and forgiveness of sins is to be proclaimed in his name to all nations, beginning in Jerusalem. You are witnesses of these things.”

**Commentator 2:** What do you think he means when he says, “You are witnesses?”

**Commentator 1:** Well, just think of all the things those disciples had seen in the last few years.

**Commentator 2:** There was that time when a crowd of at least 5000 people wouldn’t go home. But it was supper time and so Jesus took five loaves and two fish— and fed them all!! (Lk 9)

**Commentator 1:** Yeah, remember the look on their faces?! Or the time a bunch of guys lowered their paralyzed friend through a hole in the roof and Jesus made him walk again! (Lk 4) And the woman who was bleeding and touched just the hem of his coat, and was made well!!!! (Lk 8)

**Commentator 2:** (*more excitedly*) ... Or that time when he stood up in the synagogue and said, “The spirit of the Lord is upon me to bring good news to the poor, proclaim release to the captives, recovery of sight to the blind, let the oppressed go free, and proclaim the year of the Lord’s favour.” (Lk 4)

**Commentator 1:** (*passionately*) And what about that demon possessed poor man—remember how he sent the evil spirits into a herd of pigs? (Lk 8)

**Commentator 2:** (*in disbelief*) Can you believe it?! He actually told the disciples they could do the same things—heal people and cast out demons and spread the Good News. (Lk 9) And they did it!!

**Commentator 1:** “Repent or perish,” that was part of the Good News. (Lk 13)

**Commentator 2:** ... and the forgiveness of sins—Jesus said it over and over again. (Lk 24)

**Commentator 1:** And remember he told those disciples, “Whoever does not carry the cross and follow me, cannot be my disciple!” (Lk 14)

**Commentator 2:** And of course they had watched Jesus suffer and die and come back to life.

**Commentator 1:** They had seen his face wracked with pain and sadness.

**Commentator 2:** Wow, they really *had* seen it all.

**Narrator:** “You are my witnesses,” Jesus said to them and then he told them that he was sending them what God had promised and that they should wait in Jerusalem to be clothed from on high.

**Commentator 1:** What do you suppose that clothing was?

**Commentator 2:** Well, the Holy Spirit of course; it’s what gave them a new face for the world!



RESPOND:

Leader: Let's reflect on our witness as followers of Jesus. The Scripture reading gives us only a small taste of all that the disciples might have witnessed.

In Luke 8:1-2 we hear that Jesus "went through cities and villages, proclaiming and bringing the good news of the kingdom of God. The twelve were with him as well as some women who had been cured of evil spirits and infirmities." They saw, first hand, many, many incredible things. They had seen Jesus' face in many places; they had seen him proclaiming, talking, preaching, and they had seen him bringing the Good news. Just *doing it*, in other words. What they witnessed, what they saw with their very own eyes, became their witness as they moved out of Jerusalem.

Leader: We, too, have witnessed many incredible things; we, too, have experienced the good news of the reign of God. We, too, are invited to be witnesses. Another way to say that is, "We have seen the face of Christ. Now we are invited to be the face of Christ for the world."

1. At each table have the groups discuss the following question: Who has been the face of Christ for you? And, how did that occur? Write the names of these persons on the small papers with the face symbol (*Resource Materials, page 31*).

Leader (after people have had time to answer their question):

Our lives have been transformed by the face of Christ who has come to us in the faces of strangers and family members and friends and many others. We all have the power to be the face of Christ for someone else who is hurting, or depressed, or tired, or misguided, or ruining their life, or making bad choices, or something else. We have been witnesses of the face of Christ and now we need to be the face of Christ for others. Take the remaining papers and have everyone write their name on a paper. You should now have the names of those who have been faces for us, and our own names.

2. Name several people or situations for whom you would like to become the face of Christ. How can you do it? The Pray-er should keep a list of the persons named so they can be included in the prayer later.

The Leader collects the papers with the names. Add a few of the papers to the banner to show how they will be added. The rest will be added after the session, but BEFORE the next session.

CLOSING:

On each table there is a small mirror of some sort. During the prayer the mirror will be passed from person to person. The Pray-er will pray this prayer as each person holds the mirror:

*"God you have shown your face to (name of person). Be with her/him now, helping her/him to know how to be the face of Christ for others. Thank you for (name of person)."*

The Pray-er also prays briefly for each of the persons listed earlier in the session (during question 2).



...WE HAVE SEEN THE FACE OF CHRIST AND  
NOW WE ARE INVITED TO BE WITNESSES.

OPEN OUR LIPS LORD



# DISCOVER ANEW: GOD IN WORSHIP

## PURPOSE:

To listen and wait, in worship, for God's guidance and leading.

## MEANS:

Through active listening in a variety of worship settings.

## SCRIPTURE: LUKE 24-53

While they awaited the Holy Spirit they "blessed God and worshiped Jesus". While in worship they wait, with a spirit of expectation.

## SYMBOL:

Ears to hear

## EARLY PREPARATION:

Make sure banner response papers are on each table. Also be sure all things needed for the worship time are available.

## FOCUS/GETTING STARTED:

Engage in an exercise to explore expectations we have.

Leader asks a series of questions and participants fill in the blanks, spontaneously shouting out the answers popcorn style. This should be done quickly and take only a few minutes.

### Examples:

When I go on vacation, I expect...

When I take a job, I expect...

When I send my kids to school, I expect...

When I go to school, I expect...

On my birthday, I expect...

On pay day, I expect...

When I pray, I expect...

At a restaurant, I expect...

At a counselor's office, I expect...

From my MP, I expect...

From my family, I expect ....

When I worship, I expect...

When I worship, God expects...

Leader's summary: We carry expectations for all areas of life. We feel disappointment or anger when our ex-

pectations are not met. Today I invite you to come before God in worship, expecting something. Expect to say thank you, and expect to experience God's guiding. The disciples of Jesus expected God to lead and guide them in their life's work. When Jesus left them to go to heaven, they stayed in Jerusalem, spending their time in worship. Jesus had told them to expect the Holy Spirit, and they did. They waited in Jerusalem until it came. They knew they could not make another step in their lives without gathering for worship to wait for God's guidance, and as they gathered they expected God to show up in a very real way.

## ENGAGE IN AND DISCOVER THE TEXT:

Present the texts beginning from Luke 24:48 ff.

Leader: We have come now to the very end of chapter 24, the last chapter in the Gospel of Luke. We know that the disciples are still trying to understand that Jesus has risen from the dead, and has in fact appeared before them, even joining them for breakfast. Their eyes have been opened, their hearts have been burning within, and now Jesus is about to leave them. The story reveals his parting words according to the Gospel of Luke.

## Jesus leaves his disciples (Session 5)



**Narrator:** Jesus said to them,

**Jesus:** You are witnesses of these things. And see, I am sending upon you what my Father promised; so stay here in the city until you have been clothed with power from on high.

**Commentator 2:** What does he mean, “Power from on high?”

**Commentator 1:** I think he means the Holy Spirit!

**Narrator:** Then he led them out as far as Bethany, and, lifting up his hands, he blessed them. While he was blessing them, he withdrew from them and was carried up into heaven.

**Commentator 1:** I’ll bet they’re glad for the Holy Spirit, since Jesus is gone now.

**Commentator 2:** How will they manage on their own?

**Commentator 1:** Well, they’ll be getting that power of the Spirit—it’s a promise!!

**Commentator 2:** What do you suppose they’re going to do now?

**Commentator 1:** I guess we’ll have to watch and see!

**Narrator:** And [the disciples] worshiped [Jesus]....

**Commentator 2:** I really don’t know what other response they could offer at such a critical moment, except to worship. This must surely be an incredible experience for them.

**Narrator:** ... and they returned to Jerusalem with great joy;

**Commentator 1:** Imagine what’s going through their minds right now. First they think he’s dead, then he appears to them, eats with them, talks with them, helps them out, and teaches them.

**Commentator 2:** It must feel like old times!

**Commentator 1:** And then, just before disappearing, he stretches out his hand and blesses them— wow!

**Commentator 2:** But then—poof!— he’s gone. What do you think they’ll do in Jerusalem?

**Narrator:** (Looking at the commentators) “If you let me finish I’ll tell you!” .... and they returned to Jerusalem with great joy; and they were continually in the temple blessing God.

**Commentator 2:** What else could you do, after such a revelation; except to go to the temple to worship.

---

### LEADER’S SUMMARY:

The friends of Jesus know that if they want to align their lives with God, they must start with God. They must gather and wait, and discern together where God is leading them.

### RESPOND:

Leader: During the next 20 minutes, we will also worship and offer our blessings to God. There will be a variety of worship centres; choose one that appeals to you. Please enter into this time of worship with an openness to trying things you haven’t tried before. (Give a brief description of each centre, tell people that when they hear the song “Open our ears Lord” they are to re-gather in their table groupings.)

## WORSHIP

### CALL TO WORSHIP

Leader: Friends, our lives are hurried and full. We have exams, careers, children, parents and deadlines. We have worries, anxieties and pain. We have fulfillment and joy. We have questions about where to go next and how to get there. I invite you to come into worship with a heart full of expectation. Our God is a listening and leading God. You can expect God to hear you and to listen to you. And, you can expect God to speak, nudge, urge and lead you on.

### PRAYER

Leader: As a prayer I invite you to join me in singing “Open our Eyes Lord.”

Open our eyes...

Burn in our hearts Lord and help us witness...

Open our arms (or hands) Lord and help us to welcome...

Open our lips Lord and help us to witness...

Open our hands Lord and help us to witness...

Open our ears Lord and help us to listen...

Open our hands Lord and help us to worship...

Send us your Spirit and clothe us with power...

In particular we pray today that God will open our ears so that we can listen to what God wants for us.

### DIRECTIONS

Give directions for the 3-4 centres you have chosen for worship. Tell them where they are located, what they will do at each centre and when they must reconvene. Tell them that when they hear the song “Open our eyes Lord” they are to return to their table groupings. Remind people that when we listen to God, we listen with openness. It may be that God is speaking to us through the thoughts that come to our minds, through scripture that pops into our heads, through people we think of, through a feeling we have, through discussion with our friends. You are welcome to share with the group any of the things that came to you in this time of listening.

### SCRIPTURE

Slowly read Psalm 85:7-11. This will be the text for our reflection during the times of silence that follow. You may choose to read the text twice, or invite two different persons to read it, reading from different translations.

### CENTRES

Invite people to choose a centre.

1. Music: Invite people to sing together the hymns or songs that “burn in their hearts.” What is God “saying” or inviting us to in these hymns?

2. Walking: Read the text once more and then take a walk outside. As you walk ask how this text speaks to our current situation.

3. Art: using crayons, markers, playdough or other mediums try to make a depiction of some of the images in the text. What does this image tell us about God?

4. Journaling: Rewrite the text in your own words. What is God saying in this text?

5. Discussion: Join with a few others to discern what the meaning of these words might be for us today.

### CLOSING:

Sing or play “Open our eyes Lord” to invite people to return to their table groupings. At the tables each person is offered a chance to say what God has said to them. Some may say they have not yet heard anything; in his case, encourage people simply to reflect on what came to their minds. To encourage sharing, the Leader can say: “As you spent time in silence, what thoughts came to your minds, what images were important, what feelings did you have, what did you hear or experience, what burned in your heart, what new insight did you get? What might God be trying to say to us? Record these thoughts on the small pieces of paper with the ear symbol (*Resource Materials, page 33*). These will then be added to the banner.

After sharing, the Leader invites the Table Guides to come forward with the sheets of paper. If there is time, they can be shared with the larger group. In any case, they are added to the banner during the class or before the next class.

### CLOSING PRAYER:

Like the disciples gathered in Jerusalem, the closing prayer can be a prayer of blessing for God. The leader can refer to the half sheets of paper, or people can be invited to simply call out “*I thank you God for, \_\_\_\_\_*” or “*I bless you God for \_\_\_\_\_*”.



...EXPECT GOD TO SPEAK, NUDGE, URGE AND  
LEAD YOU ON.

OPEN OUR EARS LORD



## DISCOVER ANEW: WHAT GOD CALLS US TO DO

### PURPOSE:

1. To discern what we have the power to do next as individuals and congregations on the “missional” journey.
2. To make a commitment to one small act on the “missional” journey.

### MEANS:

1. By reviewing our journey over the five sessions, we will ask where we feel called to act.
2. Through the use of personal commitment cards we will plan for some next steps.

### SCRIPTURES:

Luke 24:44-49

### SYMBOL:

A jacket or coat to symbolize being clothed from on high with the Holy Spirit

### EARLY PREPARATION:

In addition to the centre pieces, each table needs the small papers for the banner, and enough commitment cards and envelopes for everyone present. The words of blessing for the closing should be written out on poster paper.

### FOCUS/GETTING STARTED

The leader gives the entire group a five minute travelogue. Using the banner, describe the journey from the beginning. Remind people of how it parallels the journey of the two disciples on the road to Emmaus. Note what you heard people saying, discovering, questioning. You may want to give people a chance to add their views and observations.

Leader: As we have reviewed our trip, we have looked again at all that has been a part of these sessions: How our eyes were opened, how our hearts burned within us, how our community embraces us, how we hear God,

and, how we become part of the Christian witness in the world. We are not at the end of our journey, but we are in a new place. Our task today is to ask, “where do we go from here?” We want to ask, “What will we do to continue our journey as a missional people?”

### ENGAGE THE TEXT:

Leader: The disciples were asking a similar kind of question.

What now?

Listen again to the words from Luke 24 (*next page*)



## Jesus speaks to his followers (Session 6)

**Narrator:** Then [Jesus] said to [the disciples]:

**Jesus:** “These are my words that I spoke to you while I was still with you—that everything written about me in the law of Moses, the prophets, and the psalms must be fulfilled.”

**Narrator:** Then he opened their minds to understand the scriptures, and he said to them,

**Jesus:** “Thus it is written, that the Messiah is to suffer and to rise from the dead on the third day, and that repentance and forgiveness of sins is to be proclaimed in his name to all nations, beginning from Jerusalem.”

*[Jesus freezes in position]*

**Commentator 1:** As you have heard, Jesus is again reminding them that it’s repentance—you know, turning around—and forgiveness of sins that they’re supposed to tell about.

**Commentator 2:** Forgiveness and repentance, but, did you notice he said that the message is for everyone—for all nations?

**Commentator 1:** Hmmm, that’s gonna be tough for these guys; they are kind of used to hanging around their own kind.

**Commentator 2:** You wonder if they’ll even know how to do this “proclaiming to all nations” stuff. Do you think they’ll want to leave Jerusalem?!

**Commentator 1:** Wait—I think there’s more... *(Commentators turn to listen for more.)*

**Jesus:** You are witnesses of these things. And see, I am sending upon you what my Father promised; so stay here in the city until you have been clothed with power from on high.”

**Commentator 1:** I thought there might be more. See, Jesus knows these people are going to need help. They need decent clothing if they are going to make it.

**Commentator 2:** So he’s going to give them the Holy Spirit—as their clothing?

**Commentator 1:** It’s perfect, since Jesus won’t always be right with them, the Holy Spirit will clothe them in power—be their helper and their guide.

**Commentator 2:** That is so cool—they’ll be wearing “Holy spirit” jackets!

**Commentator 1:** Invisible—but yeah—Holy Spirit clothing.

**Commentator 2:** They are going to have to wait a while, though. They’ll need to spend some time in worship and prayer, and in meeting the risen Jesus.

**Commentator 1:** And then the Holy Spirit will come!

**Commentator 2:** And then they will be clothed with power.

RESPOND:

Leader: We are at the end of our journey. Yet, we want to move on. What is the Holy Spirit giving us power to do? What kind of clothing are we wearing? Where do we sense God telling us to go? Where do we know we have a face of Christ to share? If we are a missional people and a missional church, we hold at the very centre of our lives a desire to live out God's mission in the world. And if we hold at the centre of our lives God's mission for the world, what could happen?

Leader: What we want to do now is some brainstorming, some dreaming, some imagining. Try and come up with some concrete ideas, even if they seem far-fetched.

At your tables ask yourselves: (Leader: Give the questions one at a time, giving a few minutes for each).

1. What could happen, this month, if we seized the power of the Holy Spirit available to us for witness in our time and in our place?

2. What could happen, this year, if, by the power of the Holy Spirit, we stepped out of the comfort of "Jerusalem" with our witness?

Leader: Now we want to collect and hear these ideas. Write them on the half sheet of paper (*Resource Materials, page 34*) and ask your table guide to bring them to the banner. (If there is time, post and note all the ideas given, if time is short, ask the group to chose 3 "what could happen" scenarios to share and post the rest later.)

Leader: God needs people to help make things happen, people like you and me. If you, personally, with the power of the Holy Spirit behind you, are willing to commit yourself to try and make one thing happen in the next two months, then I invite you to take a commitment card and fill it out. As a leader I will collect them, I will not read them, but I will return them to you in two months. Put your commitment card in the envelop and put your name on it.

COMMITMENT CARD

Have participants fill in a commitment card. See *Resource Materials, page 35*.

Leader: Note what next steps will be taken: The banner with all its discoveries and ideas will be handed over to the Follow-up Team—as your congregation has decided. The Listeners, Table Guides, and Leader should all be given an opportunity to talk with the congregational group responsible for leading people to a missional approach to life.

CLOSING

Invite all participants to form a large circle. Sing the song "Open our eyes Lord", using several of the alternate verses. At the end of the following ritual people will give each other a blessing, just as Jesus did. For the blessing, post the words from HWB 772 (Num. 6:24-26) on the wall where everyone can see them. (See below.)

HWB 722

Pause for silence after each intercession.  
Specific requests may be added.

Leader:

Merciful God,

Your love for us makes us bold to join our prayers with all who need your help.

We bring our prayers to you:

For those who suffer pain;  
For those who struggle with limits of body and soul;  
For those who are satisfied with less than the life for which they were created;  
For those who know their guilt and their need but do not know of Jesus;  
For those who know that they must shortly die and for those that cannot wait to die.

All:

**Come, Redeeming God,  
take all these sufferings upon yourself  
and transform them.**

**Be merciful also to us, who offer these prayers,  
so that we might enter the sufferings of others  
and become agents of your healing love,  
through Jesus Christ, our LORD. AMEN**

Leader: In Luke 24:51 we read that Jesus' final act before he ascended into heaven was to bless his friends. And so we are going to bless each other now. (Leader has the large group break into groups of 5 or 6. One at a time, each member of each small group steps to the centre of their small circle. While he/she is in the centre, the rest of the group lays their hands on the shoulder of the individual and speaks the words of blessing.)



...THE HOLY SPIRIT WILL COME AND THEY  
WILL BE CLOTHED IN POWER.

LORD, SEND US YOUR SPIRIT

# Discover Anew!

## RESOURCE MATERIALS

### Session 1:









YOUNG WOMAN / OLD WOMAN

(COPY AND DISTRIBUTE AROUND THE TABLES)

### OPTIONAL VERSES FOR THE THE SONG, *OPEN OUR EYES*

- Session 1: Open our eyes...
- Session 2: Burn in our hearts Lord and help us witness
- Session 3: Open our arms Lord and help us to welcome
- Session 4: Open our lips Lord and help us to witness  
Open our hands Lord and help us to witness
- Session 5: Open our ears Lord and help us to listen  
Open our hands Lord and help us to worship
- Session 6: Send us your Spirit and clothe us with power

### BANNER SYMBOLS: (SEE FOLLOWING PAGES)

-  Session 1. Our eyes were opened...
-  Session 2. Our hearts burned within...
-  Session 3. Our hands reach out...
-  Session 4. We are the face of Christ...
-  Session 5. We wait in worship...
-  Session 6. We are clothed with power...



**Session 1. Our eyes were opened...**



---

**Session 1. Our eyes were opened...**





## Session 2. Our hearts burned within us!

GOD'S MISSION (OR DESIRE) IS TO...



## Session 2. Our hearts burned within us!

GOD'S MISSION (OR DESIRE) IS TO...

## Session 2:

### Vision: Healing and Hope Statement

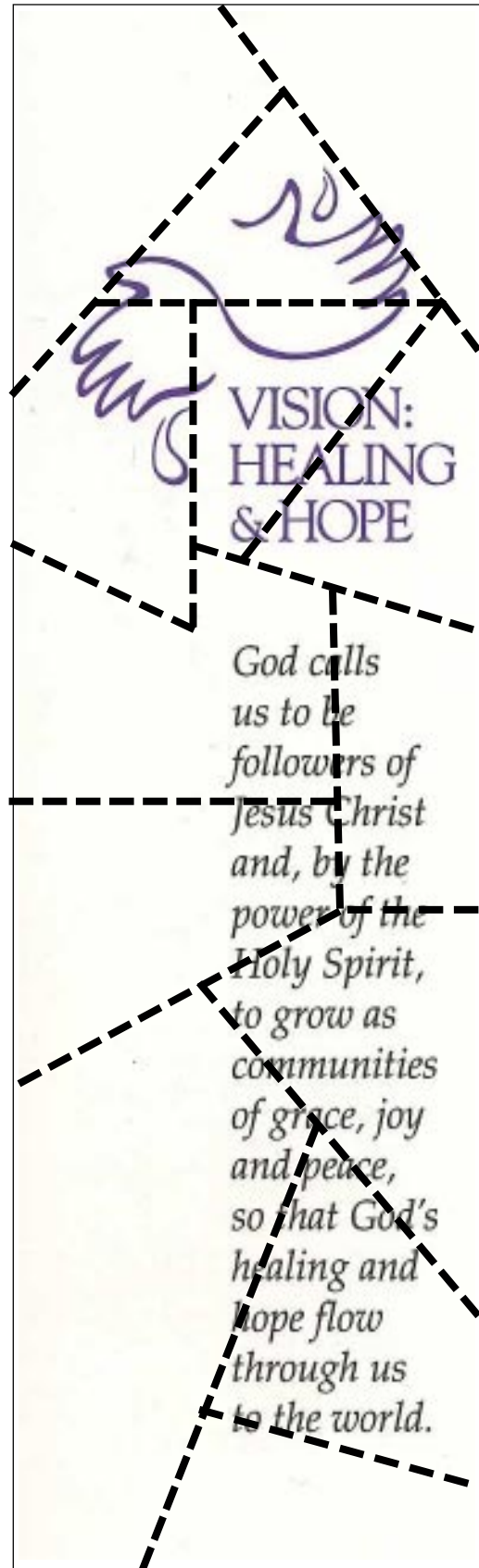
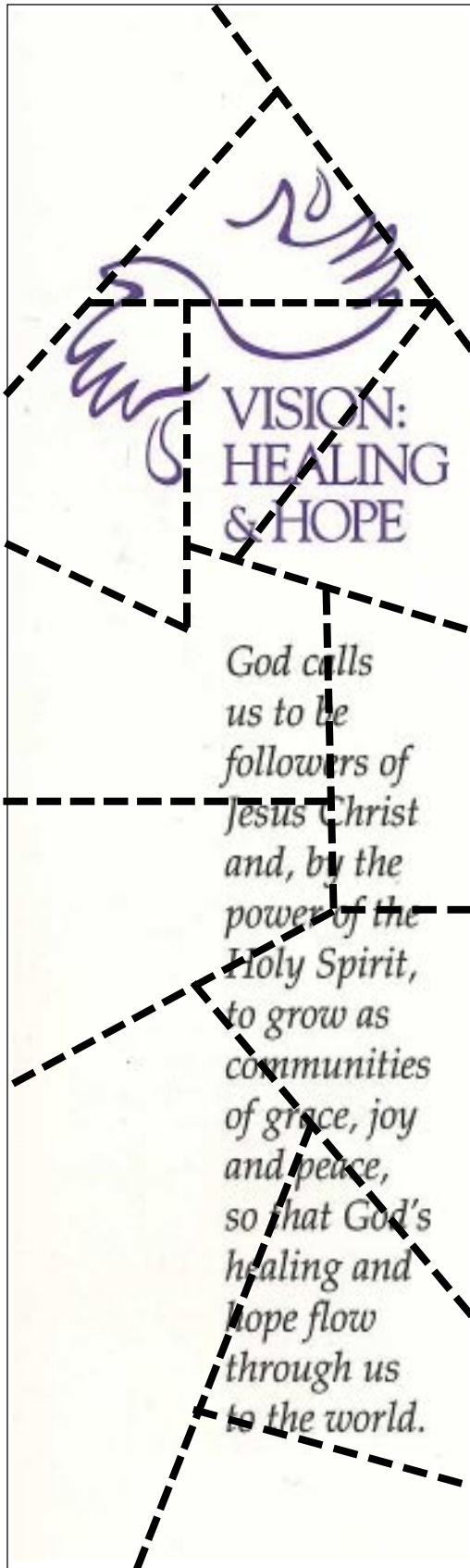
Text	Movements
<b><i>God calls us</i></b>	Right hand “scoops” up in a beckoning gesture, so palm faces up at about shoulder height.
<b><i>to be followers of Christ</i></b>	Left hand does the same.
<b><i>and by the power of the Holy Spirit</i></b>	Palms turn out to meet neighbouring hands, palm to palm; pulse lightly on “power.”
<b><i>to grow as communities of grace, joy and peace</i></b>	Hands cup in front of heart, fingers pointing upward, with space between them (the heart opens outward).
<b><i>so that God’s healing and hope</i></b>	With base of palms together, hands rise.
<b><i>flow through us to the world.</i></b>	On “flow” hands separate, opening out with wrists flexed, like a fountain. Hands return to about shoulder height, palms up, arms wide open to the world!

Movements by Assembly Mennonite Church dancers.  
Introduced at Wichita '95.



*God calls us to be followers of Jesus Christ and, by the power of the Holy Spirit, to grow as communities of grace, joy and peace, so that God’s healing and hope flow through us to the world.*

## Session 2:



### Session 3. Our hands reach out...



---

### Session 3. Our hands reach out...



### Session 3:

You are a



teenager -  
part of the  
Community

You are



one of the  
Teaching  
Disciples

You are a



newly converted  
and baptized  
believer

You are a



bystander /  
observer

You are



someone in need  
who has been  
helped by the  
community

You are a



seeker with  
no church  
background



## Session 4. We are the face of Christ...



## Session 4. We are the face of Christ...

Session 4:



JESUS CHRIST - GOD BECOME MAN



JESUS CHRIST - LIBERATOR



JESUS CHRIST - REVOLUTIONARY



JESUS CHRIST - SUFFERER

"The Four faces of Jesus" (illustration) artist Willis Wheatley. 1972.  
Reproduced with permission of the United Church Publishing House.





## Session 5. We wait in worship...



## Session 5. We wait in worship...

**Session 6. We are clothed with power...**



**Session 6. We are clothed with power...**



*Because I know that God gives me the Holy Spirit's power, and because I want my life to be centred on God's mission for the world, I commit myself to*

*\_\_\_\_\_*  
*in the next two months.*

*Signed* \_\_\_\_\_

*Because I know that God gives me the Holy Spirit's power, and because I want my life to be centred on God's mission for the world, I commit myself to*

*\_\_\_\_\_*  
*in the next two months.*

*Signed* \_\_\_\_\_

*Because I know that God gives me the Holy Spirit's power, and because I want my life to be centred on God's mission for the world, I commit myself to*

*\_\_\_\_\_*  
*in the next two months.*

*Signed* \_\_\_\_\_



**Menonite  
Church**  
Canada

600 Shaftesbury Blvd  
Winnipeg MB R3P 0M4  
T: 204-888-6781  
F: 204-831-5675  
E: [office@menonitechurch.ca](mailto:office@menonitechurch.ca)  
W: [www.mennonitechurch.ca](http://www.mennonitechurch.ca)