



Blessed
Hunger...
Holy
Feast

2019 Lent At Home Resource
Lent 2019 Lectionary Cycle C



If you found this material helpful, or would like to tell us how you used it, please send a note to Elsie Rempel at elsiewrites1@gmail.com or the Shana Peachey Boshart at shanapb@mennoniteusa.org.



© Anabaptist Faith Formation and Mennonite Church USA
Contact: Shana Peachey Boshart, MC USA formation minister
P: 319-936-5905 E: ShanaPB@MennoniteUSA.org
W: MennoniteUSA.org/FaithFormation and AnabaptistFaithFormation.org

This material may be reproduced and adapted by Mennonite Church Canada and Mennonite Church USA congregations free of charge. If making changes, please add an explanatory note to acknowledge adaptations and credit those who have made the changes.

These abbreviations in the text refer to the following song collections by Herald Press:

HWB = Hymnal: A Worship Book

STJ = Sing the Journey

STS = Sing the Story

Written by Elsie Rempel

Illustrated and designed by Ron Tinsley

Recordings of the songs by Bryan Moyer Suderman are available at www.smalltallministries.com, iTunes and Amazon Music.



© Anabaptist Faith Formation and Mennonite Church USA

Contact: Shana Peachey Boshart, MC USA formation minister

P: 319-936-5905 E: ShanaPB@MennoniteUSA.org

W: MennoniteUSA.org/FaithFormation and AnabaptistFaithFormation.org



Contents

6	Introduction
8	Getting ready for Lent, March 5 and 6
11	Lent 1, March 10, 2019 God's hand delivers us
13	Lent 2, March 17, 2019 God gathers us together in a safe shelter
15	Lent 3, March 24, 2019 God pours out life-giving drink
17	Lent 4, March 31, 2019 God reaches out with open arms
19	Lent 5, April 7, 2019 God makes a way through mighty waters
21	Lent 6, Passion Week, April 14, 2019 God's steadfast love endures forever
23	April 18 – 21, 2019 Holy Weekend (Triduum) Activities
29	April 21, 2019 Easter: Christ is risen, indeed!

Introduction

By Elsie Rempel

During the season of Lent, God's children reflect on the life and death of Christ. We prepare in ways that remind us that God's people find their most basic needs met in God's abundance. As we do so, we are reminded of our human emptiness, and how it contrasts the satisfaction and fulfillment God longs to provide for us.

This year's Lent materials hope to help us rediscover and reclaim confession. More than just telling God how we've messed up; confession includes affirming our faith in God, whose love stays with us and pursues us through the outstretched arms of Jesus. As we become aware of the intensity of this love, we respond with new-found love and thankfulness to Jesus for stretching out his arms to save us.

This resource for the home is adapted from the congregational worship resource for Lent, which is available in the MennoMedia resource: **Leader – Equipping the Missional Congregation.**

Use the resource whenever and however it fits into your home's routines and life stage realities. If your family has younger children, feel free to simplify, shorten and paraphrase the prayers and pondering thoughts. To use this booklet for daily worship times, repeat the litany for each day of the week, and read the daily scripture recommendations, which have been divided into seven short readings.

Pondering Questions

The pondering questions are designed to help each household member hear God speak in a personal way. Enjoy a short time of silence after each question and feel free to share or ponder these thoughts in your heart.

Suggested worship items to help you make a holy space for God in your home and hearts:

- 1. A festive cloth:** It will mark your Lent Worship Center. A purple cloth would reflect both the royalty of Christ, our Lord, and the attitude of repentance, which dominates the season. For Easter morning, a celebratory cloth of yellow or white would be suitable.
- 2. Visual symbol:** Create a poster featuring scattered rocks and an empty bowl (week one activity) or add some of your favorite rocks and a small bowl to your table.
- 3. Candles:** Set one larger white Christ candle in the center and place six candles in transparent candle holders around it. Use simple tea lights or purple candles to reinforce the theme.
- 4. Family Lent Journal:** Use this to write responses to reflective activities.
- 5. A Bible**
- 6. Music Resources** such as *Hymnal: A Worship Book (HWB)*; *Sing the Story (STS)*; *Sing the Journey (STJ)*; and songs by Bryan Moyer Suderman, www.smalltallministries.com. Singing or listening to the suggested songs to open your devotional time will help prepare worshipful hearts.

Getting Ready for Lent

Shrove or Pancake Tuesday – March 5

“Shrove” comes from the old word shrive, which means “to hear a person confess their sins and receive forgiveness.” On Shrove Tuesday, it was traditional to make pancakes to use up the eggs, fat and sugar that were in the house, because people used to give up eating these foods for Lent.

- **Invite** another family from your church into your home.
- **Decorate** your dining area together, using balloons and cloth or paper banners to give it a festive look.
- **Write** words of praise such as, *Alleluia*, *New Life*, *Love Wins*, and *Holy Feast* onto the banners.
- **Promise** to encourage each other on your Lent journey this year.
- **Pray** for attitudes of gratitude and courage as you prepare to leave behind some of the things that can distract from noticing God and following God’s way during Lent. This prayer may help:

Dear God, you have made us as people with many different feelings

and many different ways of showing we love you.

We are getting ready to follow Jesus on his hard journey to the cross and out of the tomb.

Thank you for friends with whom we can share this journey and for the things we will learn this Lent.

Thank you that Easter follows Lent.

Thank you that we can depend on your forgiving, renewing love. Amen

- **Play** a food game, like a relay race that includes flipping pancakes in a pan. Try to flip the pancake three times in each round. Or play cooperative games like three legged races, or sitting back to back, interlocking arms, and then standing up. (This works best with similarly sized people.)
- **Send** half of the banners home with the invited family.

Ash Wednesday – March 6

Ash Wednesday gets its name from the ashes that were traditionally rubbed on the foreheads of worshipers on this day. Ashes are a symbol of purification because as fire burns, it can separate what is enduring from what is perishable. Making crosses on each other's foreheads shows our willingness to be purified by Jesus and that we are making space for Jesus in our lives.

- **Take down** the celebration banners from your Shrove Tuesday supper. Fold them up carefully and bury them or store them in a dark place until Easter morning.
- **Discuss** how Lent helps us look at ourselves and choose activities that renew or strengthen our faith in God. Lent helps us notice our hunger for God. Lent helps us walk with Jesus and remember his journey to the cross and the resurrection.
- **Read God's Word: Matthew 6: 1-6, 16-21**
- **Pick** some food or activity from your normal family routine that you would like to replace with faith-building activities during Lent.
- **Make** and record your Family Lent Plan for the next 40 days. How will you help each other notice your hunger for God? How will you prepare to celebrate a Holy Feast at Easter? Your plan could be something like taking the time for daily devotions with this booklet during the time of a show you enjoy watching, or before supper, when you are hungry for food. Perhaps there are foods you will give up so you can donate the saved money to a mission project. If you give up desserts, you can use the time you would use making them for one of the suggested activities.
- **Brainstorm** freely and respect the ideas of your children. If children are too young to understand metaphors, substitute the language of being hungry for God with being lonely for God and thank God's Spirit for being near each time we breathe in.
- **Sign** your Family Lent Plan with your names or fingerprints. (A bit of washable marker on a thumb makes a great fingerprint.)

- **Burn** your plan in a metal bowl, lit with the Christ Candle, in a safe place, as a way of sending it to God.
- **Mark** a cross on each other's foreheads with the ashes from these papers.
- **Call** the family you shared Shrove Tuesday with and tell them about your plan.
- **Set up** your Lent Worship Center, using the suggestions in this booklet (page 8).

God's hand delivers us

Lent 1 – March 10-16, 2019

Call to worship

(Leader can speak the "All" part in phrases which are echoed by the others.)

Leader: Come and worship. O God, you are our God and we long for you. When we are tempted, you help us.

All: We trust you God, because you love us and send your angels to guard us.

Candle Lighter: Help us notice your loving ways, God. As we light this first candle of Lent, we call on you to help us with the things that tempt us. Amen.

God's Word for this week

Psalm 91:1-2 and 9-16; Deuteronomy 26:1-3, 4-11; Romans 10:8b-13; Luke 4:1-4, 5-8, 9-13

Pondering thoughts

1. I wonder what angels have protected us from today.
2. I wonder what things distracted us from noticing God today.
3. I wonder what helped Jesus resist the three temptations.

Songs for the week


STJ 86 *Taste and see*; **STS 36** *Jesus, Tempted in the Desert*, or *When you learn to follow Jesus*, by Bryan Moyer Suderman (CD-*New World Coming*, www.smalltallministries.com)

Closing prayer

(Cross arms over your chest to pray as a sign of a God hug.)

Leader: Saving God, we call upon you. You alone save us by helping us with our temptations. You satisfy the hunger of our hearts with your great love.

All: May God's love bless us and shine through us even after we blow out this first Lent candle. Amen.



Activities to choose from:

- 1. Make a poster of a barren and rocky landscape. Leave space for a border which will be filled with symbols of our hunger for God and the holy feast God invites us to. For this week, a picture of a violet colored, empty bowl would be an appropriate. A Bible in the bowl could show we can “feed” on God’s word.**
- 2. Decorate your Lent journal with images of God’s presence in your family’s experiences. (You might want to ask your grandparents.)**
- 3. Look for signs of God’s love among family and friends. Record them in your Family Lent Journal.**
- 4. Look for signs of God’s creation being hungry for new life. Think up and respond in some God-pleasing ways.**
- 5. Create your own play or puppet play about being hungry and being invited to God’s feast.**
- 6. Find and enjoy a picture book to help children understand hunger. This site includes good suggestions: <https://letslassothemoon.com/2012/09/13/book-on-hunger/>**

God gathers us together in a safe shelter

Lent 2 – March 17-23, 21019

Call to worship

(Leader can speak the “All” part in phrases which are echoed by the others.)

Leader: Come and worship. O God, you are our God. You are our light and our salvation.

All: We shall not be afraid; we shall wait and see God’s goodness.

Leader: Help us see your goodness, God. As we light this second candle of Lent, we call you and tell you about the things that frighten us. Amen.

God’s Word for this week

Psalm 27:1-6, Psalm 27:7-14; Philippians 3:17-4:1; Genesis 15:1-6, 7-12, 17-18; Luke 13:31-35

Pondering thoughts

1. I wonder what dangers frightened us today.
2. I wonder how the brightness of God’s face helps us be courageous.
3. I wonder whom we could imitate because they live as courageous friends of Jesus.


Songs for the week

HWB 515 *Jesus, Rock of Ages*; **STS 99** *The Lord’s My Shepherd, or New world coming* (CD-*New World Coming*, www.smalltallministries.com)

Closing prayer *(Cross arms over your chest to pray.)*

Leader: Sheltering God, we seek you. Your face brightens the darkness of our fears. In the morning and the evening, we will seek your face. With your help we will overcome our fears.

All: May God’s face shine on us and through us even after we blow out this second Lent candle. Amen.



Activities to choose from:

- 1. Add a picture of a shining, courageous face to the top border of your Lent poster.**
- 2. Review and renew your household's emergency response or fire safety plans. Draw your escape plans and post them near an exit.**
- 3. Continue your own family Lent journal with stories of how God has helped you be unafraid. Search the Bible texts to find out who God helped be unafraid in them.**
- 4. Go on a hike or bike ride on a designated path. Use a flashlight to look for ways this path protects its users.**
- 5. Many animals are frightened and no longer safe because their habitat is being destroyed. Choose and follow one way of protecting an animal habitat this week.**
- 6. If you have a pet or care for animals on a farm, do something to protect them from danger.**

God pours out life-giving drink

Lent 3 – March 24-30, 2019

Call to worship

(Leader can speak the “All” part in phrases which are echoed by the others.)

Leader: Come and worship. O God, you are our God and we thirst for you.

All: We will praise you and bless you as long as we live.

Leader: Satisfy our deep needs with joy in you, God. As we light this third candle of Lent, we call you and thank you for satisfying us with your love. Amen.

God’s Word for this week

Psalm 63:1-8; Isaiah 55:1-4, 5-9; 1 Corinthians 10:1-5, 6-13; Luke 13:1-5, 6-9

Pondering thoughts

1. I wonder what it is like to be thirsty in a land without water.
2. I wonder how praising God blesses us as well as God.
3. I wonder how God will satisfy our deep needs today.


Songs for the week

HWB 521 Come, Thou Fount, STJ 49 Rain Down, or In our house by Bryan Moyer Suderman (CD *I’m Glad You’re Here*, www.smalltallministries.com).

Closing prayer *(Cross arms over your chest to pray.)*

Leader: Thirst-quenching God, when our souls hunger for your shelter, we seek your face. In the morning and the evening, we will seek the face of our God, and be blessed.

All: May God’s face shine through us and make us a blessing even after we blow out this third Lent candle. Amen.



Activities to choose from:

- 1. Add a picture of a refreshing drink being poured out to the lower left side border of your Lent poster.**
- 2. Make a collage. On one side, put advertisements of foods and drinks that promise to satisfy us. On the other side, show how following and loving God satisfies us.**
- 3. Continue your own Family Lent Journal with stories of how seeking God made you more satisfied and content.**
- 4. Search the Bible texts to find out what they say about thirst.**
- 5. People who share the rich satisfaction of living as children of God are filled with gratitude for God's good gifts in creation. Find a way of showing your gratitude and refreshing our world.**
- 6. Plan a refreshing and satisfying meal. Invite someone who needs that refreshment to join you for it.**
- 7. Plan an evening where everyone in the family plays the music they find most satisfying. Enjoy experiencing each other's favorite music.**

God reaches out with open arms

Lent 4 – March 31-April 6, 2019

Call to worship

(Leader can speak the “All” part in phrases which are echoed by the others.)

Leader: Come and worship. O God, you are our God even when we stray and get lost.

All: We will tell you about the way we get lost through our poor choices. We are so glad that you forgive us and invite us back.

Leader: Help us return to your love and truth, God. As we light this fourth candle of Lent, we think of your love in the warm hugs we can share. Amen.

God’s Word for this week

Luke 15:1-3,11b-32; Joshua 5:9-12; Psalm 32:1-5, 6-11; 2 Corinthians 5:16-17, 18-19, 20-21.

Pondering thoughts to choose from:

1. I wonder why it can be so hard to say “I’m sorry” for the bad choices we make.
2. I wonder how we can remember God’s inviting love when we need to be forgiven.
3. I wonder how we could celebrate someone’s return to God’s love.


Songs for the week

HWB 647 *Por la mañana* (At Break of Day); **STS 62** *Create in Me a Clean Heart*, or *Beloved Child*, by Bryan Moyer Suderman (CD *Can’t Keep Quiet*, www.smalltallministries.com).

Closing prayer *(Cross arms over your chest to pray.)*

Leader: Forgiving God, we trust in your care for us. When we see we need a new way of living, we experience your love, truth and forgiveness. We celebrate the warmth of your love.

All: May God’s forgiveness bless us, help us forgive others, and celebrate, even after we blow out this fourth Lent candle. Amen.



Activities to choose from:

1. Add a picture of two people hugging to the lower right side of your poster border as a symbol for this week.
2. Draw or cut out current pictures of forgiveness and celebration. Post them somewhere you will see them this week.
3. Practice forgiving each other this week and then plan a forgiveness party. Write your thoughts about this combination of forgiving and partying in your Family Lent Journal.
4. Look for stories about people or animals who are usually enemies, but who get to be friends.
5. Spend some quiet time pretending you are the prodigal son returning home and enjoying your parent's loving hug.
6. Enjoy the picture book *Enemy Pie* by Derek Munson (© 2000, Chronicle Books, San Francisco) about how celebrating can lead to forgiving and becoming friends with your enemies.

Or, Enjoy the picture book *Ferret Fun* by Karen Rostoker Gruber (Marshall Cavendish Children, Published March 1st 2011 by Two Lions) to see how play can lead to problem solving and help enemies become friends.

<https://www.spiritualityandpractice.com/book-reviews/view/21352/ferret-fun>

God makes a way through mighty waters

Lent 5 – April 7-13, 2019

Call to worship

(Leader can speak the “All” part in phrases which are echoed by the others.)

Leader: Come and worship. O God, we are encouraged that you want to do new things among us and through us, even when we are ready to give up.

All: We shout and jump for joy because the Lord restores our lives.

Leader: O God, you are our God. We thank you for giving us bodies that are energized to move, and sing, and shout for joy. Accept our thanks as we light this fifth candle of Lent. Amen.

God’s Word for this week

Isaiah 43:16-21; Psalm 126:1-3, 4-6; John 12:1-8; Philippians 3:4b-8a, 8b-11, 12-14.

Pondering thoughts to choose from

1. I wonder how animals honor God.
2. I wonder what keeps God from getting tired.
3. I wonder how we can be re-energized by God.

Songs for the week:

HWB 493 I Heard the Voice of Jesus Say, STJ 100 Here I Am, STS 31 Jesus, Be the Center, or Can’t keep quiet, by Bryan Moyer Suderman (CD Can’t Keep Quiet, www.smalltallministries.com).

Closing prayer

Leader: God of hope, give us eyes to see the new work you are doing among us. In the morning and the evening, we will look to see the new work of God.

All: May God’s hope bless us and flow through us even after we blow out this fifth Lent candle. Amen.



Activities to choose from:

- 1. Add a picture of a bowl, towel and pitcher of water to the upper right border of the Lent poster.**
- 2. Draw pictures of exciting things that have happened to you. If the Bible texts you read this week bring images of exciting, hope-filled things to your mind, draw pictures of those things as well.**
- 3. Notice signs of the new things God is doing in your family and your congregation and record them in your Family Lent Journal.**
- 4. Plant some barley for Easter or start some sprouts to show you how new life and joy springs forth from seeds.**
- 5. Interview an older person from your congregation or a grandparent about when they followed God's leading and how God gave them hope.**
- 6. Give hope to someone who is discouraged by doing something loving for or with them.**

God's steadfast love endures forever

Lent 6 – April 14-20, 2019

Call to worship

(Leader can speak the “All” part in phrases which are echoed by the others.)

Leader: Come and worship. O God, you are our God. We thank you for saving us.

All: We bless you as we decorate our procession with branches.

Leader: Thank you, God, for loving us always, on days that are happy and on days that are sad. As we light this sixth candle of Lent, we confess Jesus as Lord and bring ourselves to God. Amen.

God's Word for this week

Luke 19:28-40; Psalm 118:1-9, 10-18, 19-29; Isaiah 50:4b-6, 7-9; Philippians 2:5-11.

Pondering thoughts

1. I wonder what it was like to be in that first Palm Sunday parade.
2. I wonder what Jesus was feeling and praying about this week.
3. I wonder just how big God's love is.


Songs for the week

HWB 19 *Open Now Thy Gates of Beauty* **STS 73** *Jesus Is Coming, You're not alone* or *Won't you sing* by Bryan Moyer Suderman (CD *I'm glad you're here* at www.smalltallministries.com).

Closing prayer

Leader: Living God, give us the courage to confess your son Jesus as our Lord in the morning and the evening, even when others turn against him.

All: May God's steadfast love bless us, save us, and strengthen us even after we blow out this sixth Lent candle. Amen.



Activities to choose from:

- 1. Add a picture of a palm branch to the upper left border of your Lent poster as the symbol for this week.**
- 2. Think of people in your family or congregation who have been steadfastly loyal. Send them a note of appreciation.**
- 4. Record the questions and feelings that arise as you reflect on Jesus' passion in your Family Lent Journal. Draw pictures of this sad time.**
- 5. Water and quietly watch the barley or sprouts you planted last week grow. Invite Jesus' spirit to watch with you and be quiet.**
- 6. On the Easter weekend, beginning with Maundy Thursday, use the special worship activities in this booklet to help you accept the death of Jesus and to celebrate that God raised him back to life.**

Maundy Thursday Foot Washing - April 18, 2019

Maundy comes from the Latin “dies mandatum” which means “the day of the new commandment.”

On that first Maundy Thursday, Jesus surprised his disciples by washing their feet. This was something servants regularly did when people came indoors, because the Palestinian roads were dusty and their sandaled feet were dirty. But Jesus was their teacher! By kneeling in front of them and washing their feet like a servant, Jesus taught them something very important. Jesus expects his followers to be like servants to each other, instead of trying to boss each other around. Listen to the Gospel words: “After he had washed their feet...he said to them, ‘Do you know what I have done to you? You call me Teacher and Lord—and you are right, for that is what I am. So if I, your Lord and Teacher, have washed your feet, you also ought to wash one another’s feet.’” (John 13: 12-14)

Even though most North Americans don’t wear sandals and walk on dusty roads in March, we can still wash each other’s feet, obey Jesus’ new commandment, remember what Jesus taught us about serving, and imagine what it is like to have our Lord Jesus, the Son of God, kneeling in front of us and washing our feet.

Can your family participate in a congregational foot washing service on Maundy Thursday? If not, here’s how you can have one in your home.

Getting Ready

Invite the family that joined you on Shrove Tuesday to join you for this activity.

Prepare

- A stack of towels, one for each person who is participating.
- A large bowl, or plastic dishpan, to catch the water.
- A jug filled with warm water for pouring over each other’s feet.
- Suitable songs to accompany the activity.
- Readers. Practice reading the scripture and prayers to communicate well.

ORDER OF SERVICE

Opening song

STS 49 *I will come to you in the silence*, Sing *The Story 2* CD, © 2008
Herald Press, track 18

Scripture Reading: John 13: 1-20

Leader's Words of Invitation

Because Jesus, our Lord and teacher, washed all of his disciples' feet, and told us to wash each other's feet, we invite you to do so with us, even if your feet aren't dusty and dirty. When Jesus washes us, his love cleans us, even on the inside, where bad attitudes can dirty our lives. Because we follow Jesus, we can help each other be cleaned by Jesus' love. (*Pause*)

Quietly take off your shoes and put them to the side so no one will trip on them. Take a moment to breathe out all the ideas and attitudes that make it hard for you to follow Jesus.

Leader: Lord Jesus, you washed the feet of your disciples to show us what you expect us to do. Let our participation in this foot washing strengthen us for your service, and fill us with your fairness, love and peace.

All: *To you be glory forever. Come, Lord Jesus.*

Sing, or listen to **STS 40** *We will follow*, Sing *the Story 2* CD, © 2008
Herald Press, track 15.

Foot washing instructions

Everyone sits around the worship center during the foot washing.

The oldest person goes to the foot washing chair and invites the youngest one to come and sit on the chair with the basin in front of it.

They kneel down in front of the child, place a dry towel over one arm, take one bare foot in the non-dominant hand, make sure it is centered over the basin, and pour some warm water over the foot from the pitcher.

Put down the pitcher and rub the foot gently. Rinse with some more water from the pitcher.

Dry the foot gently, and then do the same with the other foot.

After this is completed; get up and give each other a hug.

The child repeats the foot washing of the adult in the same manner.

This continues until everyone's feet have been washed. If there are an odd number of people, the first person to wash feet can also be the last.

After everyone's feet have been washed and dried, pass the peace of Christ to each other, by shaking hands and saying, "The Peace of Christ be with you."

All return to their seats for the final blessing.

Prayer

Thank you, Jesus, for showing us how we can kneel and serve each other. Thank you for honoring our willingness to serve and to be served. Thank you that your peace and love fill us as we obey and follow you. And now we pray the prayer Jesus taught us. (Recite the contemporary version of the Lord's Prayer together, HWB 731).

After this foot washing ritual, it would be good to have a snack at which you remember the way Jesus ate with his disciples. If you wish to have a Seder meal together and celebrate Passover, a number of resources for this can be found at www.commonword.ca/go/365. Seder is a traditional Jewish feast ritual that marks the beginning of the Passover festival.

Good Friday Litany – April 19, 2019

This Friday is considered “good” because nothing, not even Jesus’ painful death, could come between us and God’s saving love and grace.

Getting Ready

1. Make a copy of the litany page for each reading participant.
2. Prepare for this service with some quiet worship music and silence.
3. Light all the Lent candles and the Christ candle.
4. Write or draw personal confessions on slips of paper before beginning the litany. (Keep them for the middle of the litany.)
5. Add a metal bowl to your worship center, in which you can burn up your confession slips.
6. Plan for family or household members to take turns snuffing out the candles.
7. Have family or household members take turns reading the “One” part.

Good Friday Litany

One: When we hate or are unkind to each other, the world becomes a darker place. *(extinguish one candle)*

All: *Jesus taught us to love each other.*

One: When we want everything for ourselves, the world becomes a darker place. *(extinguish one candle)*

All: *Jesus taught us to share with others.*

One: When we scare or bully others, the world becomes a darker place. *(extinguish one candle)*

All: *Jesus taught us that love is better than fear.*

One: When we are jealous of others, the world becomes a darker place. *(extinguish one candle)*

All: *Jesus taught us contentment.*

One: When we lie, the world becomes a darker place. *(extinguish one candle)*

All: *Jesus taught us honesty.*

One: People's hatred, greed, selfishness, jealousy, and dishonesty placed Jesus on the cross. *(extinguish one candle)*


All: *For Jesus' friends the world seemed like a very dark place.*

One: In the darkness, Jesus said, "O God, forgive them, for they don't know what they are doing." *(extinguish one candle)*

Sing

HWB 257 *Were you there,* **STS 83** *Remember me,* or **STS 84** *So much wrong,* while you burn up your confessions, lighting them with the still-burning Christ candle.

(Finish the litany on Easter Morning.)



Holy Saturday – April 20, 2019

Holy Saturday is a day for silence and quiet anticipation of Easter Sunday joy. The sadness of Jesus' sacrificial death lingers with us, but we already anticipate resurrection joy. If your family life includes young children, it is good to let them know that we will soon be singing alleluias. This is a day where Easter eggs are traditionally painted, so we can crack them open and eat them on Easter Sunday, like the tomb that held Jesus' body for a while was opened on Easter morning.

Activities to enrich this day in a silent, anticipatory way:

Take the chocolate that you may have been resisting during Lent and quietly chop it into chunks. Use the chunks in your favorite chocolate chip cookie recipe, and quietly shape the cookies into rock shapes, so they can remind you of the rock closing the tomb in which Jesus' body lay. Allow the smell to remind you that Easter and its joy are almost here. Save the "Rock-Chocolate" cookies for Easter breakfast and beyond.

Bake "Empty Tomb" buns. Use your favorite dinner roll recipe and quietly shape each dinner roll around a marshmallow. Seal it tightly, place the seams facing up on the pan, and wait for them to rise. Quietly wonder what will happen. As the roll bakes, the marshmallow will dissolve and leave a mysteriously empty, but sweet, cavity or tomb. Save these "Empty Tomb" buns for sharing the good news, "Christ is risen! He is not in the grave!" with each other on Easter morning.

Easter – April 21, 2019

Christ is risen, indeed!

Call to worship

(Leader can speak the “All” part in phrases which are echoed by the others.)

Leader: Come and celebrate. Welcome the embrace of Christ. Hear and believe the good news, for he is risen! God’s promise and God’s love have broken the barriers; there is nothing between us and God’s great love!

All: Yes, praise the Lord! We will celebrate and worship God together.

Listening to God’s Word

Read John 20:1-18. Other scriptures for this week are Acts 10:34-43; Psalm 118:1-2, 14-24; 1 Corinthians 15:1-11.

Pondering thoughts

- I wonder what you wonder about this story.
- I wonder which part of today’s story you like best.
- I wonder what it was like for Mary to meet Jesus again after he died.

Suggested Songs

HWB 276 *This Joyful Eastertide*, **HWB 280** *Christ the Lord Is Risen Today*, or **STS 89** *Christ Is Alive*.



Easter Activities

Litany (continued from Good Friday)

One: On that first Easter, God raised Jesus to life and the world became a brighter place. (*light Christ candle*)

All: Jesus' love came to lighten the world.

One: Jesus' love shines through each of us and makes the world a brighter place. (*light one candle*)

All: Jesus' love shines through loving actions and words.

One: When we share with those who have less, the world becomes a brighter place. (*light one candle*)

All: Jesus wants us to share.

One: When we trust God and are no longer afraid, the world becomes a brighter place. (*light one candle*)

All: Jesus wants us to trust.

One: When we are content with what we have, the world becomes a brighter place. (*light one candle*)

All: Jesus will supply our needs.

One: When we are honest, the world becomes a brighter place. (*light one candle*)

All: Jesus helps us be truthful.

One: When Jesus lives in us, the world becomes a brighter place. (*light one candle*)

All: Alleluia! Christ is risen!

(You may want to add your own spontaneous prayers here.)

Easter Sunday Prayer of Thanks (*The family worship leader prays this prayer aloud, inviting the others to cross their arms over their chests as you pray together.*)

Dear God and Father of our living Lord,
we praise you for the power of your forgiving, life-giving love!

We thank you for raising Jesus from the dead.

We thank you for the wonderful gifts of forgiveness and salvation that we can enjoy because of Jesus.

We thank you for the Bible,
which helps us see how God's love transformed the lives of Jesus' first followers.

We thank you for Christians through the ages,
who have loved and followed you as they were transformed by your love.

We thank you for inviting us to follow you, too,
and for your willingness to transform our lives and faith communities.

We love you and want to follow your son, Jesus.
Thank you for continuing to live in us and with us.

Thank you that your love, which is stronger than sin and death,
can and does lead through suffering to joy.

Alleluia!

Closing ritual (*give each person a candle to hold*)

Leader: We have gathered as a family of faith, rejoicing in the glory of the risen Christ. We go, carrying Christ's light into the world, that all may see Christ in us—that we may see Christ in others. Christ is risen indeed!

All: As we blow out our Lent and Easter candles, may we stay hungry for your presence and enjoy the feast of your love for all. (*blow out candles*) Amen.

Notes:

Jot down insights or moments that made your Lent At Home worship memorable.
